
交通位置图

比例尺 1:550000



X

f` 0s

~
/ 100%

0@ sYQ“•4 Q D•r¶ 4 •Ô`•
+aÓ@ sYQ“•4 Q D•r¶




Ù œÒ P2B9 P ~d0ai./


./A00}000 XfC aÑ - P VZÁP>ÉAî \$ È


















高位水池
闲人免进















--	--	--	--	--	--

ΑΠΕΛΕΞΕΤΕ ΤΟΝ ΠΡΟΕΔΡΟ ΤΗΣ ΕΡ.

QNB' 送

! 1/4 R + !

" P \$4

~
N.P

\$p,q`À

57,1

TU

SO

A"V

S-P

